

**BATAVIA CITY COUNCIL  
BUSINESS MEETING**

**City Hall - Council Board Room  
One Batavia City Centre  
Monday, July 10, 2017  
7:00 PM**

**AGENDA**

- I. Call to Order
- II. Invocation – Councilperson Viele
- III. Pledge of Allegiance
- IV. Approval of June 2017 Minutes
- V. Approval of May 2017 Financials
- VI. Assignment of Agenda Items
- VII. Communications
  - a. National Night Out – August 1, 2017
- VIII. Council President Report
  - a. Announcement of the City Council Conference Meeting to be held on Monday, August 14, 2017 at 7:00 p.m. at the City Hall Council Board Room, 2<sup>nd</sup> Floor, City Centre.
- IX. Public Hearing
  - a. To Provide Information to the Public regarding the CDBG Public Infrastructure Application Submission
- X. City Attorney’s Report
- XI. City Manager’s Report
- XII. Committee Reports
  - a. Deer Management Task Force Report
- XIII. Public Comments
- XIV. Council Responses to Public Comments
- XV. Unfinished Business

**XVI. New Business**

**#74-2017 A Resolution to Appoint Members to Various City Committees/Boards**

**#75-2017 A Resolution to Close Out Capital Project**

**#76-2017 A Resolution to Authorize Budget Transfers and Budget Amendments**

**#77-2017 A Resolution Authorizing Agreement with New York State Department of Transportation for Preliminary Engineering, Design and Right of Way for the City of Batavia Pedestrian Way Improvements Project**

**#78-2017 A Resolution to Submit a Community Development Block Grant for Public Infrastructure**

**XVII. Adjournment**

**GENERAL FUND**  
**CITY OF BATAVIA**  
**FOR PERIOD ENDED - May 31, 2017**

DESCRIPTION	ADJUSTED BUDGET	YTD TOTAL	% OF BUDGET	YTD 2016	YTD Change %	Change \$
<b>Revenues</b>						
Real Property Taxes	\$ 5,223,422.00	\$ 5,225,557.87	100.04%	\$ 5,089,118.20	2.68%	\$ 136,440
Gain - Sale Tax Acquired Prop.	\$ -	\$ -		\$ 2,166.68	-100.00%	\$ (2,167)
Payments in Lieu of Tax	\$ 55,840.00	\$ 38,834.66	69.55%	\$ 45,587.30	-14.81%	\$ (8,753)
Interest & Pen. on Tax	\$ 230,000.00	\$ 11,590.48	5.04%	\$ 12,022.41	-3.59%	\$ (432)
Sales and Use Tax	\$ 6,130,000.00	\$ -	0.00%	\$ 401.27	-100.00%	\$ (401)
Utility Gross Receipts Tax	\$ 200,000.00	\$ 1,018.60	0.51%	\$ 3,884.28	-72.35%	\$ (2,666)
Cable TV Franchise	\$ 180,000.00	\$ -	0.00%	\$ -		\$ -
Clerk/Treasurer Fees	\$ 32,000.00	\$ 3,047.28	9.52%	\$ 4,921.71	-38.08%	\$ (1,874)
Charges for Tax Redemption	\$ -	\$ 300.00		\$ 600.00	-50.00%	\$ (300)
Marriage Licenses	\$ 3,000.00	\$ 762.50	25.42%	\$ 950.00	-19.74%	\$ (188)
Other Gen Govern Dept Inc.	\$ -	\$ -		\$ -		\$ -
Police Fees	\$ 2,800.00	\$ 236.25	8.44%	\$ 351.75	-32.84%	\$ (116)
Dog Seizure Fees	\$ 600.00	\$ 160.00	26.67%	\$ 90.00	77.78%	\$ 70
Other Public Safety Dept Inc	\$ -	\$ 149.40		\$ 762.01	-80.39%	\$ (613)
Vital Statistics Fees	\$ 33,000.00	\$ 5,790.00	17.55%	\$ 5,900.00	-1.86%	\$ (110)
Public Works Services	\$ -	\$ -		\$ 63.73	-100.00%	\$ (64)
Fines & Forfeited Bail	\$ 145,000.00	\$ 16,772.00	11.57%	\$ 13,782.00	21.69%	\$ 2,990
Maintenance Fee - Ice Rink	\$ 37,682.00	\$ -	0.00%	\$ -		\$ -
Park User Fees	\$ 3,300.00	\$ 1,750.00	53.03%	\$ 1,325.00	32.08%	\$ 425
Special Recreat. Fac Charges	\$ 31,777.00	\$ -	0.00%	\$ -		\$ -
Other Culture & Rec income	\$ 5,000.00	\$ -	0.00%	\$ -		\$ -
Zoning Fees	\$ 1,000.00	\$ 350.00	35.00%	\$ 200.00	75.00%	\$ 150
Code Violation Charges	\$ 25,500.00	\$ 1,982.10	7.77%	\$ 320.00	519.41%	\$ 1,662
EMS Program	\$ 21,825.00	\$ (10,985.00)	-50.33%	\$ (12,800.00)	-14.18%	\$ 1,815
Interest and Earnings	\$ 2,000.00	\$ 42.38	2.12%	\$ 317.58	-86.66%	\$ (275)
Interest and Earnings Reserves	\$ -	\$ 715.44		\$ 818.79	-12.62%	\$ (103)
Rental of Real Property	\$ 46,980.00	\$ 19,497.94	41.50%	\$ 12,378.74	57.51%	\$ 7,119
Rental, other - facility usage	\$ 750.00	\$ 120.00	16.00%	\$ 435.00	-72.41%	\$ (315)
Business/Occup. Licenses	\$ 5,000.00	\$ 185.00	3.70%	\$ 1,220.00	-84.84%	\$ (1,035)
Games of Chance	\$ 300.00	\$ -	0.00%	\$ 135.00	-100.00%	\$ (135)
Bingo Licenses	\$ 2,500.00	\$ 261.59	10.46%	\$ 336.47	-22.25%	\$ (75)
Dog Licenses	\$ 11,500.00	\$ 2,644.00	22.99%	\$ 1,840.00	43.70%	\$ 804
Licenses, Other	\$ 700.00	\$ 1,208.07	172.58%	\$ 182.64	561.45%	\$ 1,025
Bldg/Alter Permits	\$ 35,000.00	\$ 6,156.60	17.59%	\$ 5,517.00	11.59%	\$ 640
Street Opening Permits	\$ 7,000.00	\$ 100.00	1.43%	\$ 950.00	-89.47%	\$ (850)
Ptumbing Permits	\$ 3,750.00	\$ 408.00	10.88%	\$ 786.00	-48.09%	\$ (378)
Permits, Other	\$ 6,000.00	\$ 3,480.00	58.00%	\$ 3,545.00	-1.83%	\$ (65)
Parking ticket fees	\$ 35,000.00	\$ 6,325.00	18.07%	\$ 2,650.00	138.68%	\$ 3,675
Forfeiture of Deposits	\$ 500.00	\$ 275.00	55.00%	\$ 1,350.00	-79.63%	\$ (1,075)
White Goods	\$ -	\$ -		\$ -		\$ -
Sale of Scrap/Excess Mat.	\$ 2,000.00	\$ -	0.00%	\$ 1,509.74	-100.00%	\$ (1,510)
Minor Sales	\$ 900.00	\$ 126.65	14.07%	\$ 55.55	127.99%	\$ 71
Sale of Real Property	\$ -	\$ -		\$ -		\$ -
Sale of Equipment	\$ -	\$ -		\$ 28,400.33	-100.00%	\$ (28,400)
Insurance Recoveries	\$ -	\$ -		\$ -		\$ -
Other Comp for Loss	\$ -	\$ 10.00		\$ 4,607.45	-99.78%	\$ (4,597)
Refund-Prior Year Exps	\$ -	\$ -		\$ 22.42	-100.00%	\$ (22)
Healthcare Premiums	\$ 77,300.00	\$ 7,686.17	9.94%	\$ 10,775.95	-28.67%	\$ (3,090)
Healthcare Revenue	\$ -	\$ -		\$ -		\$ -
Gifts and Donations	\$ -	\$ -		\$ -		\$ -
VLT	\$ 400,000.00	\$ -	0.00%	\$ -		\$ -
Unclassified Revenue	\$ 1,000.00	\$ -	0.00%	\$ (100.00)	-100.00%	\$ 100
Per Capita State Aid	\$ 1,750,975.00	\$ 1,504,868.00	85.94%	\$ 1,504,868.00	0.00%	\$ -
Mortgage Tax	\$ 115,000.00	\$ 142,294.49	123.73%	\$ -		\$ 142,294
Real Property Tax Admin	\$ -	\$ -		\$ -		\$ -
State Aid - Record Mgmt	\$ -	\$ -		\$ -		\$ -
State Aid - Homeland Security	\$ -	\$ -		\$ -		\$ -
State Aid - Public Safety	\$ 25,290.18	\$ (622.19)	-2.46%	\$ (24,031.04)	-97.41%	\$ 23,409
Consolidate Highway (CHIPS)	\$ 359,300.00	\$ (16,475.00)	-4.59%	\$ (164,237.66)	-89.97%	\$ 147,763
State Aid - Other Transport.	\$ -	\$ -		\$ (35,286.03)	-100.00%	\$ 35,286
Recreation Program	\$ 20,047.00	\$ 3,442.00	17.17%	\$ 3,442.00	0.00%	\$ -
Arterial Reimbursement	\$ 165,000.00	\$ -	0.00%	\$ -		\$ -
State Aid - Planning Studies	\$ 2,729.55	\$ (49,590.45)	-1816.80%	\$ (24,151.25)	105.33%	\$ (25,439)
State Aid Conservation Progr	\$ 225.00	\$ (14,775.00)	-6566.67%	\$ -		\$ (14,775)
State Aid - Home&Comm Srvs	\$ 66,500.00	\$ -	0.00%	\$ -		\$ -
Fed. Aid - Bullet Proof Vest	\$ 1,930.00	\$ -	0.00%	\$ -		\$ -
Fed. Aid - Hmld Security	\$ -	\$ -		\$ (30,033.99)	-100.00%	\$ 30,034
Fed Aid - Public Safety	\$ 10,542.67	\$ (857.33)	-8.13%	\$ (385.80)	122.22%	\$ (472)
Fed Aid - Community Dev Act	\$ 50,000.00	\$ -	0.00%	\$ -		\$ -
Interfund Transfers	\$ 200,000.00	\$ 259,428.00	129.71%	\$ 146,265.00	77.37%	\$ 113,163
<b>TOTAL REVENUES</b>	<b>\$ 15,767,445.40</b>	<b>\$ 7,174,270.50</b>	<b>45.50%</b>	<b>\$ 6,623,629.23</b>	<b>8.31%</b>	<b>\$ 550,641</b>

**GENERAL FUND**  
**CITY OF BATAVIA**  
**FOR PERIOD ENDED - May 31, 2017**

DESCRIPTION	ADJUSTED BUDGET	YTD TOTAL	% OF BUDGET	YTD 2016	YTD Change %	Change \$
<b>Expenses</b>						
City Council	\$ 51,580.00	\$ 6,979.33	13.53%	\$ 7,352.22	-5.07%	\$ (373)
City Manager	\$ 164,700.00	\$ 16,773.37	10.18%	\$ 17,338.03	-3.26%	\$ (565)
Finance	\$ 115,436.05	\$ 19,148.80	16.59%	\$ 17,433.78	9.84%	\$ 1,715
Administrative Services	\$ 332,002.00	\$ 128,018.54	38.56%	\$ 69,243.47	84.88%	\$ 58,775
Clerk-Treasurer	\$ 137,740.00	\$ 18,193.30	13.21%	\$ 14,840.09	22.60%	\$ 3,353
City Assessment	\$ 142,575.00	\$ 23,638.08	16.58%	\$ 5,364.29	340.66%	\$ 18,274
Legal Services	\$ 221,000.00	\$ 28,341.01	12.82%	\$ 34,278.55	-17.32%	\$ (5,938)
Personnel	\$ 145,283.15	\$ 17,576.77	12.10%	\$ 12,211.27	43.94%	\$ 5,366
Engineering	\$ 32,000.00	\$ -	0.00%	\$ -		\$ -
Elections	\$ 13,885.00	\$ 13,885.00	100.00%	\$ 18,210.00	-23.75%	\$ (4,325)
Public Works Admin	\$ 95,300.00	\$ 8,906.01	9.35%	\$ 8,944.98	-0.44%	\$ (39)
City Facilities	\$ 344,913.94	\$ 38,594.58	11.19%	\$ 43,784.26	-11.85%	\$ (5,190)
Information Systems	\$ 124,747.16	\$ 40,601.00	32.55%	\$ 38,256.00	6.13%	\$ 2,345
Contingency	\$ 125,000.00	\$ -	0.00%	\$ -		\$ -
Property Loss	\$ -	\$ -		\$ 262,770.35	-100.00%	\$ (262,770)
Police	\$ 3,877,755.43	\$ 352,293.69	9.08%	\$ 375,371.22	-6.15%	\$ (23,078)
Fire	\$ 3,667,888.10	\$ 425,760.05	11.61%	\$ 1,286,801.81	-66.91%	\$ (861,042)
Control of Dogs	\$ 1,355.00	\$ 896.93	66.19%	\$ 17.90	4910.78%	\$ 879
Inspection	\$ 326,660.00	\$ 32,629.94	9.99%	\$ 29,858.09	9.28%	\$ 2,772
Vital Statistics	\$ 18,800.00	\$ 1,659.91	8.83%	\$ 1,572.63	5.55%	\$ 87
Maintenance Admin	\$ 190,791.00	\$ 20,506.46	10.75%	\$ 19,821.21	3.46%	\$ 685
Street Maintenance	\$ 621,314.00	\$ 45,871.51	7.38%	\$ 63,251.73	-27.48%	\$ (17,380)
Public Works Garage	\$ 521,049.00	\$ 119,839.43	23.00%	\$ 37,476.92	219.77%	\$ 82,363
Snow Removal	\$ 623,317.00	\$ 4,979.95	0.80%	\$ 7,156.49	-30.41%	\$ (2,177)
Street Lights/Traf Signals	\$ 285,704.70	\$ 21,904.50	7.67%	\$ 21,639.86	1.22%	\$ 265
Sidewalk Repairs	\$ 52,800.00	\$ -	0.00%	\$ 10,779.20	-100.00%	\$ (10,779)
Parking Lots	\$ 30,525.00	\$ -	0.00%	\$ -		\$ -
Community Development	\$ 114,229.55	\$ 5,432.01	4.76%	\$ 722.35	651.99%	\$ 4,710
Economic Development	\$ 125,000.00	\$ -	0.00%	\$ -		\$ -
Council on Arts	\$ 6,250.00	\$ 6,250.00	100.00%	\$ -		\$ 6,250
Parks	\$ 537,655.00	\$ 51,390.60	9.56%	\$ 112,925.75	-54.49%	\$ (61,535)
Summer Recreation	\$ 77,103.11	\$ 4,172.69	5.41%	\$ 2,104.12	98.31%	\$ 2,069
Youth Services	\$ 166,272.96	\$ 14,096.77	8.48%	\$ 14,865.96	-5.17%	\$ (769)
Historic Preservation	\$ 3,536.00	\$ 17.30	0.49%	\$ 1.02	1596.08%	\$ 16
Celebrations	\$ 19,580.00	\$ 5,739.52	29.31%	\$ 2,124.78	170.12%	\$ 3,615
Planning & Zoning Boards	\$ 3,400.00	\$ 141.94	4.17%	\$ 246.17	-42.34%	\$ (104)
Storm Sewers	\$ 399,679.56	\$ 15,219.81	3.81%	\$ 16,396.09	-7.17%	\$ (1,176)
Refuse & Recycling	\$ 64,990.00	\$ 3,554.33	5.47%	\$ 9,015.14	-60.57%	\$ (5,461)
Street Cleaning	\$ 111,960.00	\$ 6,692.13	5.98%	\$ 4,089.47	63.64%	\$ 2,603
Medical Insurance	\$ 1,815,515.00	\$ 206,894.27	11.40%	\$ 327,226.04	-36.77%	\$ (120,332)
Debt Service	\$ 512,321.00	\$ 69,171.38	13.50%	\$ 98,070.89	-28.00%	\$ (26,900)
Energy Lease	\$ 77,763.00	\$ -	0.00%	\$ -		\$ -
Transfer for capital projects	\$ -	\$ -		\$ -		\$ -
Transfer to other funds	\$ 322,690.00	\$ 322,690.00	100.00%	\$ 60,750.00	431.18%	\$ 261,940
Capital Reserves	\$ 271,205.00	\$ 259,428.00	95.66%	\$ 146,265.00	77.37%	\$ 113,163
<b>TOTAL EXPENSES</b>	<b>\$ 16,893,271.71</b>	<b>\$ 2,357,888.91</b>	<b>13.96%</b>	<b>\$ 3,196,577.23</b>	<b>-26.24%</b>	<b>\$ (838,688)</b>
<b>Operating Income (Loss)</b>		<b>\$ 4,816,381.59</b>		<b>\$ 3,427,052.00</b>	<b>40.54%</b>	<b>\$ 1,389,330</b>

**WATER FUND  
CITY OF BATAVIA  
FOR PERIOD ENDED - May 31, 2017**

DESCRIPTION	ADJUSTED BUDGET	YTD TOTAL	% OF BUDGET	YTD 2016	YTD Change %
<b>Revenues</b>					
Metered Water Sales	\$ 2,462,892.00	\$ 66,146.52	2.69%	\$ 120,149.57	-44.95%
Bulk Water Sales	\$ 15,000.00	\$ 1,549.08	10.33%	\$ 1,082.90	43.05%
Water Service Charges	\$ 2,500.00	\$ 260.00	10.40%	\$ 945.00	-72.49%
Capital improvement fee	\$ 141,280.00	\$ 26,235.97	18.57%	\$ 23,824.11	10.12%
Int/Pen-Water Rents	\$ 35,000.00	\$ 3,038.71	8.68%	\$ 2,606.01	16.60%
County Contract	\$ 1,380,250.00	\$ -	0.00%	\$ -	
Interest and Earnings	\$ 1,000.00	\$ 154.83	15.48%	\$ 303.03	-48.91%
Interest and Earnings-Reserve	\$ -	\$ 383.74		\$ 426.52	-14.72%
Rental of Real Property	\$ 550,000.00	\$ -	0.00%	\$ -	
Sale of scrap	\$ 1,000.00	\$ -	0.00%	\$ -	
Sale of equipment	\$ -	\$ -		\$ 135.00	-100.00%
Gain on disposition of asset	\$ -	\$ -		\$ -	
Insurance recoveries	\$ -	\$ -		\$ -	
Other Compensation for Loss	\$ -	\$ -		\$ 468.94	-100.00%
Healthcare premiums	\$ 13,100.00	\$ -	0.00%	\$ -	
Healthcare revenue	\$ -	\$ -		\$ -	
Unclassified revenue	\$ 4,000.00	\$ 480.00	12.00%	\$ 445.00	7.87%
Reserve revenue	\$ -	\$ 102,902.00		\$ 140,939.00	-26.99%
Interfund transfers	\$ -	\$ -		\$ -	
<b>Total Revenue</b>	<b>\$ 4,606,022.00</b>	<b>\$ 201,130.85</b>	<b>4.37%</b>	<b>\$ 291,325.08</b>	<b>-30.96%</b>
<b>Expenses</b>					
Contingency	\$ 15,000.00	\$ -	0.00%	\$ -	0.00%
Water Admin	\$ 2,436,302.00	\$ 37,795.68	1.55%	\$ 28,247.89	33.80%
Pump Station & Filtration	\$ 1,212,894.81	\$ 114,759.01	9.46%	\$ 107,717.90	6.54%
Water Distribution	\$ 381,710.00	\$ 32,270.48	8.45%	\$ 40,038.57	-19.40%
Medical Insurance	\$ 198,340.00	\$ 12,110.12	6.11%	\$ 21,947.66	-44.82%
Debt Service bonds	\$ 32,320.00	\$ (2,732.93)	-8.46%	\$ 2,184.79	-225.09%
Energy lease	\$ 18,558.00	\$ -	0.00%	\$ -	
Transfers for capital projects	\$ 263,698.10	\$ -	0.00%	\$ -	
Transfer to Other Funds	\$ 243,820.00	\$ 43,820.00	17.97%	\$ 8,250.00	431.15%
Capital Reserves	\$ 102,902.00	\$ 102,902.00	100.00%	\$ 140,939.00	-26.99%
<b>Total Expense</b>	<b>\$ 4,805,542.91</b>	<b>\$ 340,924.36</b>	<b>6.95%</b>	<b>\$ 349,325.81</b>	<b>-2.41%</b>
<b>Operating Income (Loss)</b>		<b>\$ (139,793.51)</b>		<b>(\$58,000.73)</b>	<b>141.02%</b>

**Consumption**

\*consumption in 1,000 gallons

	<u>2017</u>	<u>Difference</u>	<u>2016</u>	<u>Difference</u>	<u>2015</u>
April	85,260	24.35%	68,583	-0.48%	68,893
May	19,002	-8.64%	20,800	2.27%	20,338
June	20,052	-0.13%	20,079	-4.85%	21,102
July			67,894	-4.29%	70,939
August			21,283	-1.57%	21,623
Sept			24,753	11.38%	22,223
Oct*			102,492	22.17%	83,891
Nov			22,319	3.31%	21,604
Dec			22,012	3.60%	21,247
Jan*			73,246	-8.30%	79,880
Feb			20,650	-0.90%	20,838
March			20,648	-4.32%	21,581
<b>Total</b>	<b>124,314</b>	<b>13.59%</b>	<b>484,739</b>	<b>2.23%</b>	<b>474,159</b>

**SEWER FUND  
CITY OF BATAVIA  
FOR PERIOD ENDED - May 31, 2017**

DESCRIPTION	ADJUSTED BUDGET	YTD TOTAL	% OF BUDGET	YTD 2016	YTD Change %
<b>Revenues</b>					
Sewer Rents	\$ 2,459,974.00	\$ 331,049.83	13.46%	\$ 352,140.99	-5.99%
Sewer Surcharge	\$ -	\$ 11,528.48		\$ 27,089.42	-57.45%
Int/Pen-Sewer Rents	\$ 25,000.00	\$ 2,044.61	8.18%	\$ 1,767.61	15.67%
Interest and earnings	\$ 1,280.00	\$ 479.10	37.43%	\$ 763.13	-37.22%
Interest & Earnings Cap. Rsv	\$ -	\$ 582.34		\$ 522.78	11.39%
Sale of equipment	\$ -	\$ -		\$ 13,500.00	-100.00%
Refunds of prior years expend.	\$ -	\$ -		\$ -	
Healthcare premiums	\$ 2,190.00	\$ -	0.00%	\$ -	
Healthcare revenue	\$ -	\$ -		\$ -	
Unclassified revenue	\$ 70,000.00	\$ 31,493.10	44.99%	\$ 19,285.48	63.30%
Interfund transfers inc	\$ -	\$ -		\$ -	
Reserve revenue	\$ 579,911.19	\$ 680,000.00	117.26%	\$ 730,000.00	-6.85%
<b>Total Revenues</b>	<b>\$ 3,138,355.19</b>	<b>\$ 1,057,175.46</b>	<b>33.69%</b>	<b>\$ 1,145,069.41</b>	<b>-7.68%</b>
<b>Expenses</b>					
Contingency	\$ 15,000.00	\$ -	0.00%	\$ -	
Wastewater Admin	\$ 316,862.70	\$ 41,681.32	13.15%	\$ 30,641.44	36.03%
Sanitary Sewers	\$ 577,187.45	\$ 42,300.32	7.33%	\$ 37,970.08	11.40%
Wastewater Treatment	\$ 767,917.50	\$ 83,617.36	10.89%	\$ 62,664.19	33.44%
Medical Insurance	\$ 158,670.00	\$ 12,178.00	7.68%	\$ 10,160.85	19.85%
Debt Service	\$ 227,638.00	\$ (6,053.08)	-2.66%	\$ 3,527.60	-271.59%
Energy lease	\$ 7,699.00	\$ -	0.00%	\$ -	
Transfer to Other Funds	\$ 31,880.00	\$ 31,880.00	100.00%	\$ 6,000.00	431.33%
Transfers for Capital projects	\$ 283,411.19	\$ -	0.00%	\$ -	
Capital Reserves	\$ 880,000.00	\$ 680,000.00	100.00%	\$ 730,000.00	-8.85%
<b>Total Expenses</b>	<b>\$ 3,066,265.84</b>	<b>\$ 885,603.92</b>	<b>28.88%</b>	<b>\$ 880,964.16</b>	<b>0.53%</b>
<b>Operating Income (Loss)</b>		<b>\$ 171,571.54</b>		<b>\$ 264,105.25</b>	<b>-35.04%</b>

**Consumption**

\*consumption in 1,000 gallons

	<u>2017</u>	<u>Difference</u>	<u>2016</u>	<u>Difference</u>	<u>2015</u>
April	102,988	-3.97%	107,238	1.26%	105,899
May	50,435	8.07%	46,669	-17.05%	56,263
June	20,034	-0.18%	20,070	-3.96%	20,897
July			104,963	-3.36%	108,610
Aug			49,374	-18.74%	60,763
Sept			24,633	11.22%	22,148
Oct *			122,632	3.43%	118,568
Nov			56,928	-9.09%	62,618
Dec			21,945	3.60%	21,183
Jan *			105,431	-10.34%	117,594
Feb			47,230	-15.63%	55,978
March			20,626	-4.39%	21,572
<b>Total</b>	<b>173,455</b>	<b>-0.30%</b>	<b>727,739</b>	<b>-5.74%</b>	<b>772,093</b>

**WORKERS COMPENSATION FUND  
CITY OF BATAVIA  
FOR PERIOD ENDED - May 31, 2017**

DESCRIPTION	ADJUSTED BUDGET	YTD TOTAL	% OF BUDGET	YTD 2016	YTD Change %
<b><u>Revenues</u></b>					
Workers Compensation	\$ 323,390.00	\$ 323,390.00	100.00%	\$ -	
Interest and earnings	\$ -	\$ 17.81		\$ 24.51	-27.34%
Interest and earnings - Cap Rsrvs	\$ -	\$ 50.66		\$ 37.59	34.77%
Insurance Recoveries	\$ -	\$ -		\$ -	
Refunds of Prior Years Expend	\$ -	\$ -		\$ -	
Reserve revenue	\$ -	\$ 75,000.00		\$ 75,000.00	0.00%
<b>Total Revenues</b>	<b>\$ 323,390.00</b>	<b>\$ 398,458.47</b>	<b>123.21%</b>	<b>\$ 75,062.10</b>	<b>430.84%</b>
<b><u>Contractual Expense</u></b>					
Workers Comp Benefits	\$ 15,000.00	\$ -	0.00%	\$ 42,775.84	-100.00%
Workers Comp Board Assessments	\$ -	\$ -		\$ 37,957.17	-100.00%
Workers Comp -Admin	\$ 22,250.00	\$ -	0.00%	\$ -	
Workers Comp -Police	\$ 4,630.00	\$ -	0.00%	\$ -	
Workers Comp - Fire	\$ 125,160.00	\$ 1,520.05	1.21%	\$ -	
Workers Comp DPW	\$ 34,760.00	\$ 2,409.49	6.93%	\$ -	
Trasnfer to reserves	\$ 121,590.00	\$ 11,952.80	9.83%	\$ -	
<b>Total Expenses</b>	<b>\$ 323,390.00</b>	<b>\$ 15,882.34</b>	<b>4.91%</b>	<b>\$ 80,733.01</b>	<b>-80.33%</b>
<b>Operating Income/(Loss)</b>		<b>\$ 382,576.13</b>		<b>\$ (5,670.91)</b>	<b>-6846.29%</b>

**Communications:**

**National Night Out – August 1, 2017 at 6:00 p.m. at Birchwood Village**





City of Batavia  
Batavia, New York 14020  
(585) 349-6300

NNO  
2017

Official Use Only:

2017-26

Event Application #

Event Application Fee - \$25.00 (non-refundable) N/A  
(A separate permit must be issued for each item requested)

Event Sponsor Batavia Police / Batavia Youth Bureau  
 Type of Event National Night out 14th Annual  
 Date of Event Aug 1, 2017 (Tues)  
 Time of Event (don't include set up time here - just actual event time) 6p-8p  
 Location of Event Birchwood village Batavia ny  
 Details of Event (be as specific as possible!) An event promoting positive relations between the police & community members including other community partners

Contact Information:

Primary contact:

Name Richard Schauf  
 Phone # 345-6312  
 E-mail address Schaufe@bataviainn.org

Secondary contact:

Name Tom Funke  
 Phone # 345-6421  
 E-mail address Funke@bataviainn.org

\* Events will be posted on the City's website calendar. If there is a website you would like to include that people can visit for more information or registration, if applicable, note website here: \_\_\_\_\_

Will there be alcohol at your event? Yes  No  If yes, complete the following:

Type of alcoholic beverage to be served: Liquor  Wine  Beer

Will you be providing alcohol to your group? Yes  No

Will you be selling alcohol to your group? Yes  No  Insurance certificate **WILL BE** required with Liquor Legal.

Will people be allowed to bring alcohol to the event? Yes  No

Who will be applying to the NYS Liquor Authority for the permit to sell? N/A

It is the Applicant's responsibility to police the area during the gathering to make sure all Alcohol Beverage Control rules are followed. Also, after the event Applicant is responsible to dispose of all empty bottles and debris.

\*\* If you are contracting with a group to sell alcohol during your event on city property, separate insurance is required from them with Liquor Legal in addition to your insurance. \*\*

**EVENT INFORMATION (required):**

Set up date: Tue 08/01/17 Set up time: 6<sup>00</sup> P

Tear down date: Tue 08/01/17 Tear down time: 8<sup>00</sup> P

**PLEASE LIST ALL DATES / TIMES AND CROWD INFORMATION BELOW:**

Date: 08-01-17 Start time: 6<sup>00</sup> P End time: 8<sup>00</sup> P

Estimated crowd size: 200 # of Vendors/Displays 10

**WILL THE EVENT INCLUDE:**

- Parade: Yes  No  (MAP OF DESIRED ROUTE MUST BE ATTACHED)
  - Run or Walk: Yes  No  (MAP OF DESIRED ROUTE MUST BE ATTACHED)
  - Music: Yes  No  (SITE DRAWING OF STAGE OR DJ LOCATION ATTACHED)
  - Street Closure(s): Yes  No  (MAP OF CLOSED STREETS AND DROP LOCATION OF BARRICADES)
  - Other: NA Yes  No  (MAP OF DESIRED ROUTE MUST BE ATTACHED)
- Fireworks or Hazardous Materials? Yes  No  Carnival or Amusement Rides? Yes  No

\_\_\_\_\_  
Name of Company Providing Above Company Contact/Representative Phone #

\_\_\_\_\_  
Address, Street City Zip Code

Music: Live Group  Recorded/DJ

Batavic Concert Band  
\_\_\_\_\_  
Name of Company Providing Above Company Contact/Representative Phone #

\_\_\_\_\_  
Address, Street City Zip Code

**CITY SERVICES SUPPORT:**

**City Code 66-15, D-2** *The City reserves the right, as part of the permitting process, to require the applicant to pay for additional operational costs of the City associated with the event.*

**FOR EVENTS IN CITY PARKS, GARBAGE PICK-UP WILL BE MADE ONLY TO GARBAGE CANS ON SITE. ADDITIONAL GARBAGE MUST BE BAGGED AND REMOVED FROM PREMISES BY EVENT SPONSOR.**

**ELECTRIC:**

Will electric be needed for the event? Yes  No

What will you be providing electric to? \_\_\_\_\_

Will generators be used? Yes  No

**If yes, INCLUDE SITE DRAWING INDICATING PLACEMENT/LOCATION OF GENERATOR**

**SIZE OF GENERATOR(S) \_\_\_\_\_ FUEL SOURCE - GAS -  - DIESEL -  - PROPANE -**

TENTS/CANOPIES:

Will Tents/Canopies or other membrane structures be erected at event?  
Will a bounce house or other air supported structures be erected at event?

Yes  No   
Yes  No

Please list size(s) of Tents/Canopies or other temporary structures erected. Private Property  
Birchwood village

**ANCHORING INTO PAVEMENT IS PROHIBITED!**

If anchoring in grass, soil areas please contact the NYS Dig Safe # at: 1-800-962-7962 or 811

**STREET CLOSURE(S):**

**ANY EVENT REQUIRING A STREET CLOSURE REQUIRES 90 DAY ADVANCE NOTICE**

Will street(s) need to be closed for the event? Yes  No  Reason: Batavia Department

List Street(s) and Cross Street(s) that will be affected:

Intersection Dewey + Pearl TO & Birchwood Dr.  
Street to be closed Cross Streets  
\_\_\_\_\_  
Street to be closed Cross Streets  
\_\_\_\_\_  
Street to be closed Cross Streets  
\_\_\_\_\_  
Street to be closed Cross Streets  
\_\_\_\_\_

Will street barricades be requested from the City? Yes  No  How Many? 4

Will traffic cones be requested from the City? Yes  No  How Many? 10  
(Drop off locations of requested items must be identified on the site drawing)

**BANNERS/SIGNS OR OTHER DECORATIONS ARE NOT TO BE ATTACHED TO STREET BARRICADES, TRAFFIC CONES, LIGHT POLES, OR ANY OTHER CITY PROPERTY**

Are there any other city materials or personnel requested for the event? Identify below: *(there may be additional costs)*

**POLICE**

Will City Police Officers be requested for the event? Yes  No  Present sponsoring event

**FINAL DETERMINATION FOR NUMBER OF POLICE OFFICERS and UTILIZATION WILL BE AT THE DISCRETION OF THE CITY.**

**PLEASE NOTE:**

1. Be as specific as possible in the description so we have the best understanding of your event. Also, be clear as to what you would like provided by the City. Applications should be submitted at least 30 days in advance.
2. Fire hydrants, Cross Streets/Alleys and Store Fronts Shall Not Be Blocked by any Vehicle or Concession at any time.
3. An Emergency Vehicle Safety Lane Must be Maintained at All times at All Locations
4. Fuel Containers Must be of an Approved type and Must be Properly Secured
5. Deep Fryers Must Be Approved. Commercial Types Require a Type "K" Portable Fire Extinguisher
6. All Food Vendors Must Have a Type ABC Fire Extinguisher. All Fire Extinguishers Must Be Inspected Within The Last Year. A Valid Health Department Permit Must Be Displayed.
7. No grease or substance of any kind may be discharged upon the streets, sidewalks, or into the storm drains and/or sewers
8. City Sign Ordinances Shall Be Complied With At All Times And In All Regards
9. No paint or other markings may be placed on the street surface.
10. Any overtime and/or material costs in excess of \$500, as determined by City Departments, must be paid by the event sponsor or other party
11. The application fee is due at time of submission of the application and is non-refundable.
12. If approved, a Certificate of Liability Insurance of at least \$1,000,000 naming the City of Batavia as an additional insured for at least the day(s) of the event must be submitted to the City Clerk prior to the event date.

---

**Hold Harmless Agreement**

Batavia Police, the organizer/sponsor, shall indemnify, hold harmless, assume liability for and defend the City of Batavia, its employees, officers and agents from any and all damages, costs and expenses including but not limited to, attorney's fees, court costs, and all other sums which the City of Batavia its employees, officers and agents may pay or become obligated to pay on account of any and every demand, claim or assertion of liability, or any claim founded thereon, arising or alleged to have arisen out of the activities described in this special event application and sanctioned by the permit issued by the City of Batavia or by any act or omission of the Batavia Police (Organizer/Sponsor), its members, agents, employees, volunteers, officers, or directors in relation to activities described in this application and sanctioned by the issuance of a special event permit.

06-14-17  
Date:

Batavia Police Dept  
Name of Event Sponsor

R  
Authorized Signature, Title

Richard Schaub  
Name - Printed or Typed

The rules and information contained within this application have been read and will be adhered to.

06-14-17  
Date:

R  
Signature of Applicant:

Please forward this application to:

City Clerk's Office  
Attention: Events Applications Department  
One Batavia City Centre  
Batavia, New York 14020

# ***Memorandum***

To: Honorable City Council

From: Deer Management Task Force

Date: June 29, 2017

Subject: Final Report/Recommendations

Below is a brief summary of the committee's activity over the past year. The committee deadline for providing the City Council with final report/recommendations is July 2017. The committee has had extensive discussions surrounding existing information, deer survey results and potential recommendations.

## **Past Year**

The committee met a total of 12 times since April 2016. The first several meetings included discussion in identifying and prioritizing the issues of concern and discussing if there is ample evidence to warrant any action. This included developing an assessment of the community and different methods to collect data including geographical areas of interest within the City, review existing information and categorizing community interest and concern. The committee was formally established by City Council in June 2016 even though several meetings had already taken place.

A citizen survey was decided to be the best option for collecting data from citizens. Included with the survey were questions regarding geographic location of residents, homeownership vs. rental, impacts of deer if any, methods already used to manage deer and outcomes, motor vehicle accidents related to deer, tick borne disease concerns as well as other citizen interests.

On November 1, 2016 the Deer Survey was issued via the City's website as well as paper copies made available at the City Clerk's Office, City Manager's Office, Richmond Memorial Library and Senior Center. Local media outlets and Facebook were used to advertise the survey.

Early results of the survey were summarized as of 11/17/2016 and shared with the committee at the November 2016 meeting. The final results from the survey were shared with the committee at the January 2017 meeting. In total we received 211 responses (see attached summary of results and data).

In addition to the public survey, two communities that have recently implemented deer management plans were researched, City of East Lansing, MI and Town of Meridian, MI. These two communities were selected because they have recently engaged in deer management studies to manage the deer population and one community selected a lethal approach while the other selected to manage deer-related impacts. The committee interviewed a contact person at each community and collected additional research. In short there were several findings to note with both programs:

- Batavia's reasoning for looking into deer management techniques is really no different from theirs.
- City of East Lansing and the Town of Meridian are next to each other in Michigan.
- East Lansing choose to manage deer-related impacts, but they have ordinances that open up the option for hunting and culling if the situation warrants.
- Meridian uses a bow hunting club.
- The primary difference between both of these communities and Batavia is that they have an abundance of municipal and state owned land which provides shelter to deer.
- At least one community has a dedicated budget, Meridian (\$25,000). Both communities have the University of Michigan, which is a huge resource for land management (students and experts), as well as parks/land management municipal staff that support the program.

After reviewing the survey results, research and communication for the City of East Lansing and the Town of Meridian and other existing deer management information and research it was determined by the task force that the City should take not take a lethal approach to managing the deer population, but rather manage deer-related impacts. This was supported by the following findings:

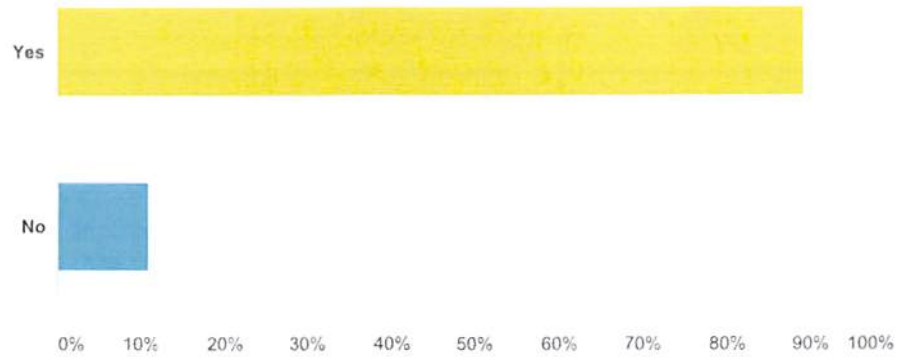
- The City is dense and built out creating an inadequate environment to hunt in most areas throughout the City. There is also very little public land in the City, which does not provide for adequate hunting options of deer within the City limits.
- It was outlined that despite some garden and vegetation damage it was limited to select areas of the City.
- There was not a significant amount deer/vehicle accidents within the City.
- In general, response to the public survey was low and suggested that the issue did not rise to the attention that a lethal and proactive initiative needed to be undertaken by the City to manage the deer population.
- It should also be noted that of those that did respond to the survey, half of the participants suggested lethal action and half opposed lethal action.

In addition to the findings several recommendations are made with respect to managing deer-related impacts such as:

- Develop and deploy a deer management website to provide information and resources for citizens regarding deer management techniques. Please see the City website to locate the Deer Management link:  
<http://www.batavianewyork.com/government/pages/deer-management>.
- Issue a public survey every 2-3 years to continue to monitor circumstances in the City and if needed take action to address any changes in the deer population that may be warranted.
- Currently the City follows the NYS Environmental Conservation Law (ECL) which restricts the discharge of a firearm, bow or crossbow within certain distances of residences and buildings. This allows for some hunting within the City limits. We recommend the City continue the practice, to allow property owners to hunt within City limits, within the parameters of the ECL. Neighbors may wish to coordinate with each other to make this feasible.

### Q1 Do you live in the City?

Answered: 204 Skipped: 8

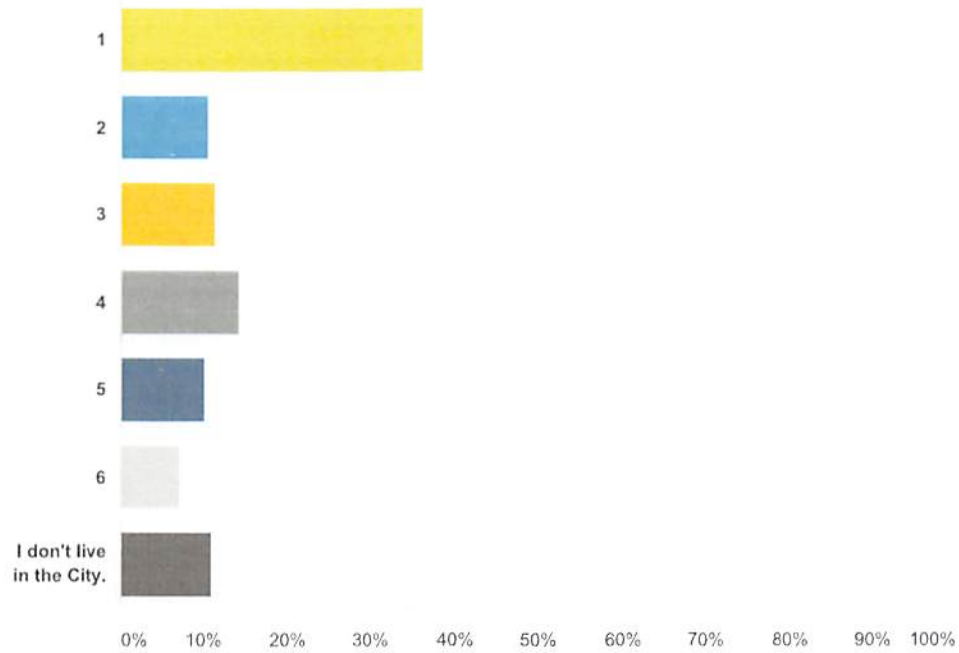


Answer Choices	Responses	
Yes	89.22%	182
No	10.78%	22
<b>Total</b>		<b>204</b>



**Q2 What ward do you live in? Click here for a map of Batavia's council wards.**

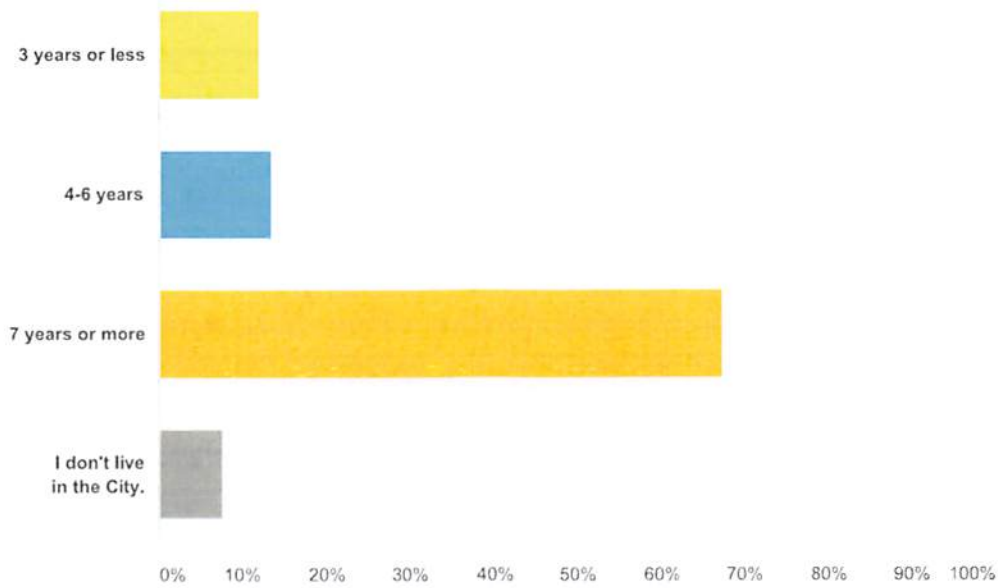
Answered: 211 Skipped: 1



Answer Choices	Responses	Count
1	36.02%	76
2	10.43%	22
3	11.37%	24
4	14.22%	30
5	9.95%	21
6	7.11%	15
I don't live in the City.	10.90%	23
<b>Total</b>		<b>211</b>

### Q3 How long have you lived at your current residence?

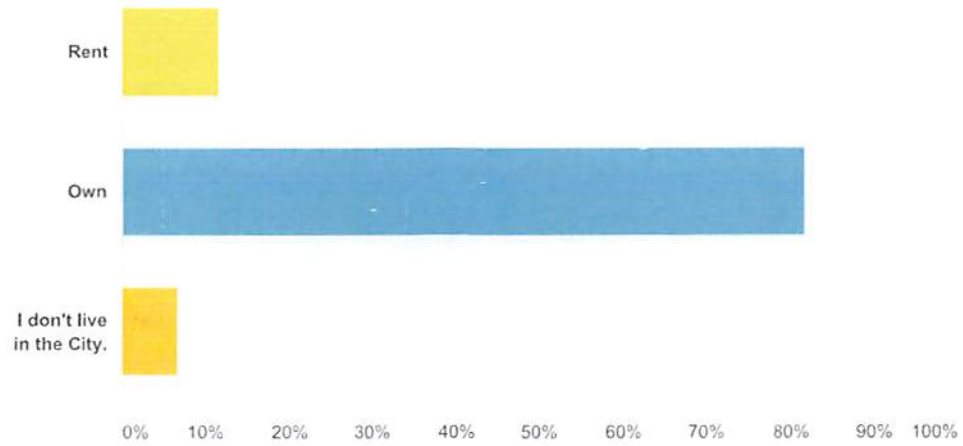
Answered: 211 Skipped: 1



Answer Choices	Responses	
3 years or less	11.85%	25
4-6 years	13.27%	28
7 years or more	67.30%	142
I don't live in the City.	7.58%	16
<b>Total</b>		<b>211</b>

### Q4 Do you rent or own your residence?

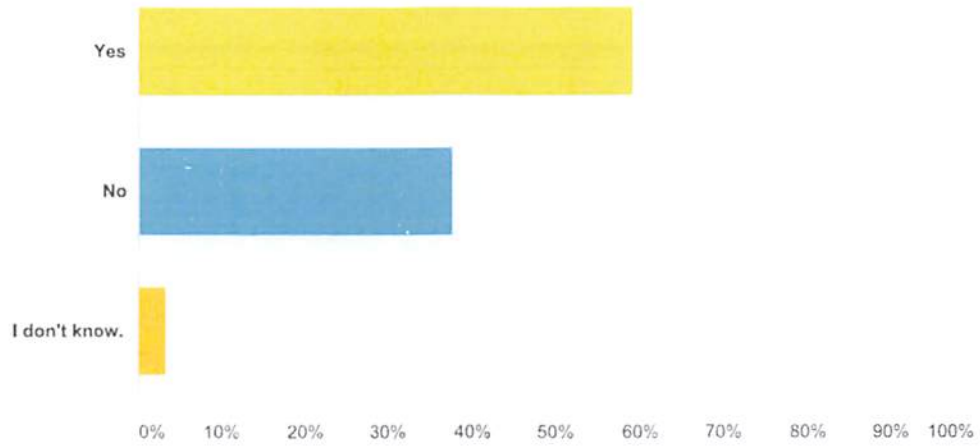
Answered: 208 Skipped: 4



Answer Choices	Responses	
Rent	11.54%	24
Own	81.73%	170
I don't live in the City.	6.73%	14
<b>Total</b>		<b>208</b>

### Q5 Have you experienced landscape or garden damage from deer?

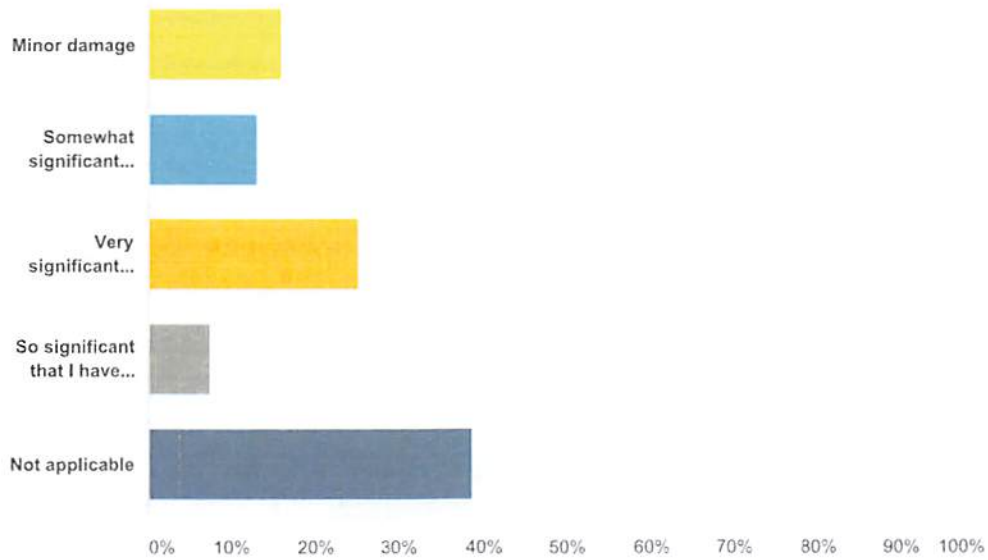
Answered: 210 Skipped: 2



Answer Choices	Responses	
Yes	59.05%	124
No	37.62%	79
I don't know.	3.33%	7
<b>Total</b>		<b>210</b>

### Q6 If you have experienced landscape or garden damage from deer, how would you describe it?

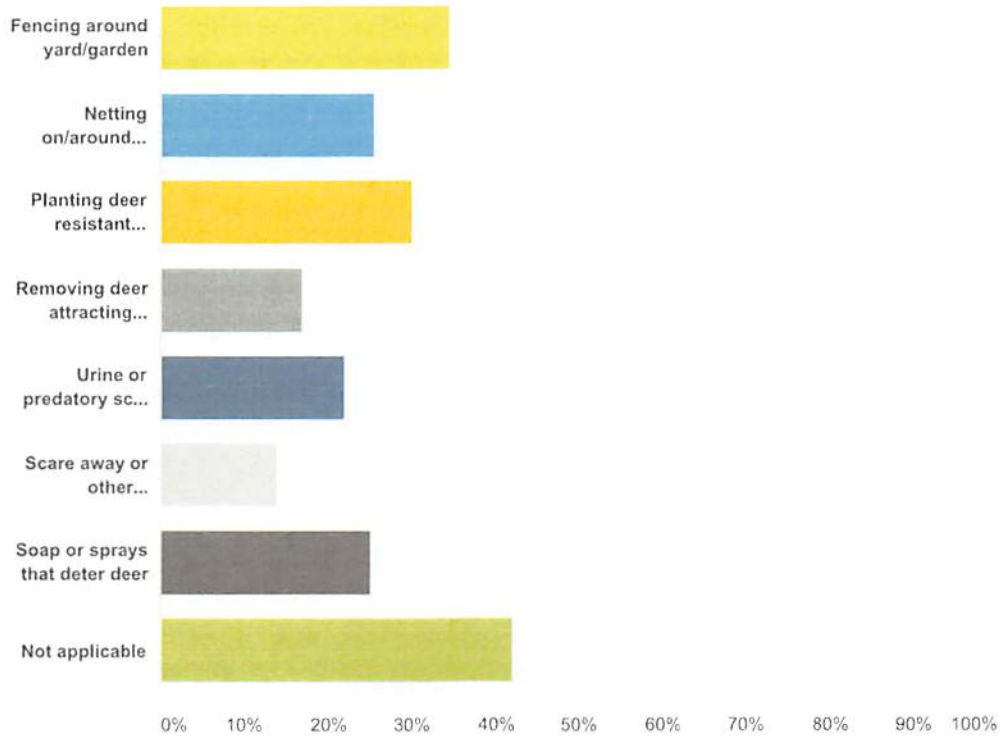
Answered: 207 Skipped: 5



Answer Choices	Responses	Count
Minor damage	15.94%	33
Somewhat significant damage	13.04%	27
Very significant damage	25.12%	52
So significant that I have pretty much given up on landscaping and gardening	7.25%	15
Not applicable	38.65%	80
<b>Total</b>		<b>207</b>

### Q7 Have you tried any of the following deer management methods?

Answered: 200 Skipped: 12



**Answer Choices**

**Responses**

Fencing around yard/garden

34.50% 69

Netting on/around plants

25.50% 51

Planting deer resistant plants

30.00% 60

Removing deer attracting plants

17.00% 34

Urine or predatory scent products

22.00% 44

Scare away or other noise-based interventions

14.00% 28

Soap or sprays that deter deer

25.00% 50

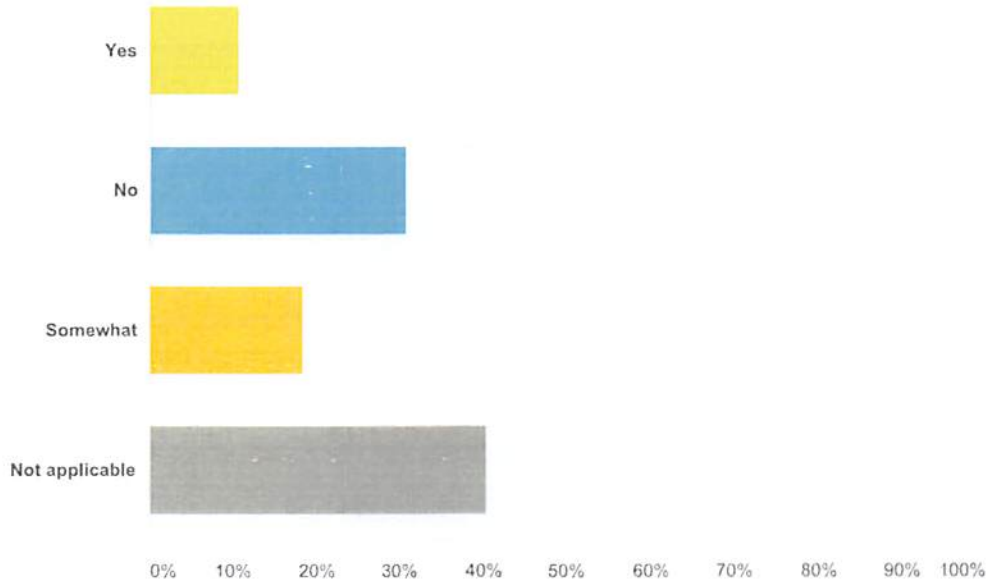
Not applicable

42.00% 84

**Total Respondents: 200**

### Q8 Have you found the methods you've used to manage deer to be effective?

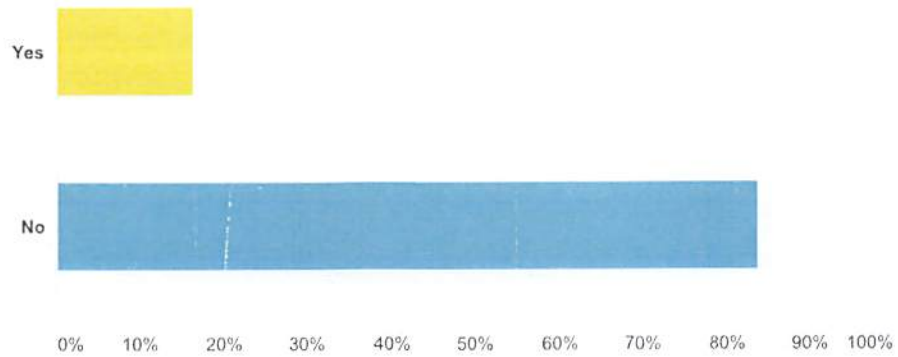
Answered: 208 Skipped: 4



Answer Choices	Responses	
Yes	10.58%	22
No	30.77%	64
Somewhat	18.27%	38
Not applicable	40.38%	84
<b>Total</b>		<b>208</b>

### Q9 Have you or anyone in your immediate family hit a deer with a motor vehicle in the City of Batavia?

Answered: 208 Skipped: 4

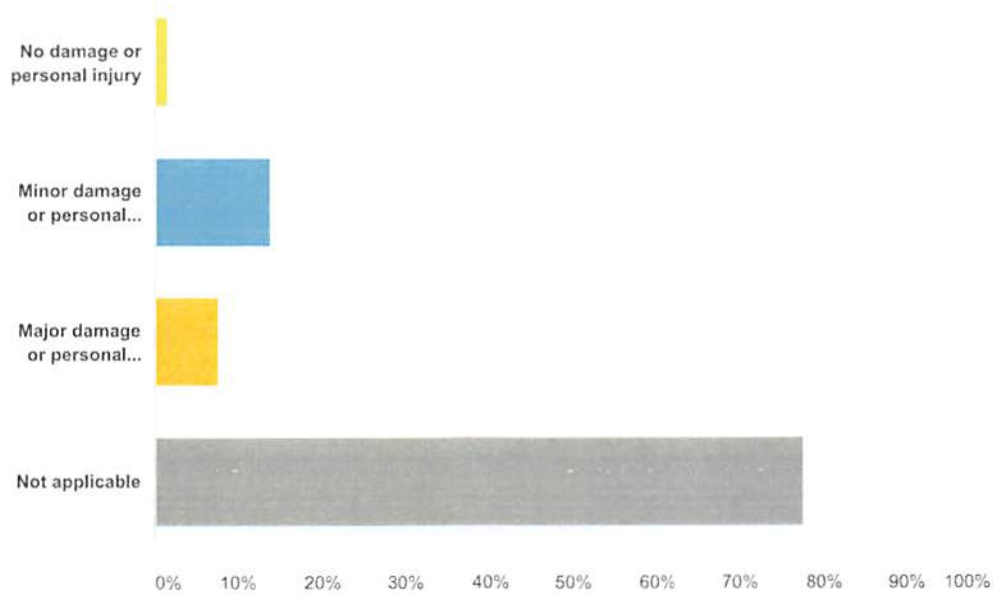


Answer Choices	Responses	
Yes	16.35%	34
No	83.65%	174
<b>Total</b>		<b>208</b>



### Q10 If your answer to Q9 is "yes," how would you describe the collision?

Answered 146 Skipped 66



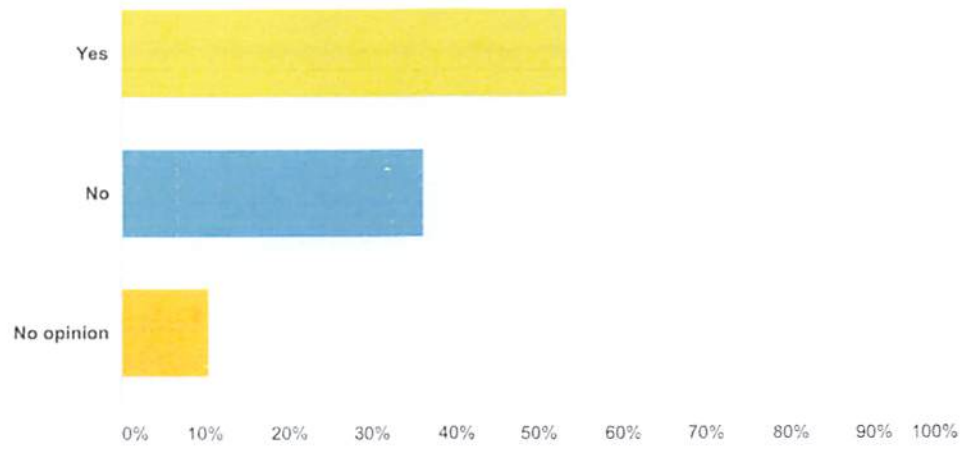
**Answer Choices**

**Responses**

No damage or personal injury	1.37%	2
Minor damage or personal injury	13.70%	20
Major damage or personal injury	7.53%	11
Not applicable	77.40%	113
<b>Total</b>		<b>146</b>

### Q11 Are you concerned about tick-borne diseases transmitting by deer?

Answered: 210 Skipped: 2



**Answer Choices**

Yes

No

No opinion

**Total**

**Responses**

53.33%

36.19%

10.48%

112

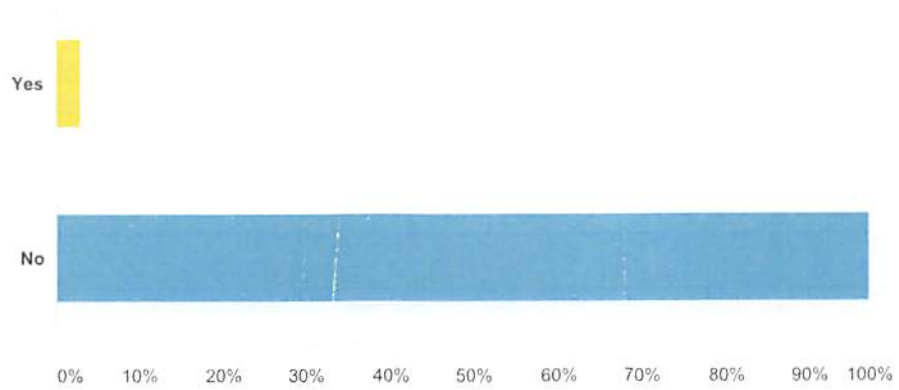
76

22

**210**

### Q12 Has anyone in your household or a pet in your household been diagnosed with a tick-borne disease in the past five years?

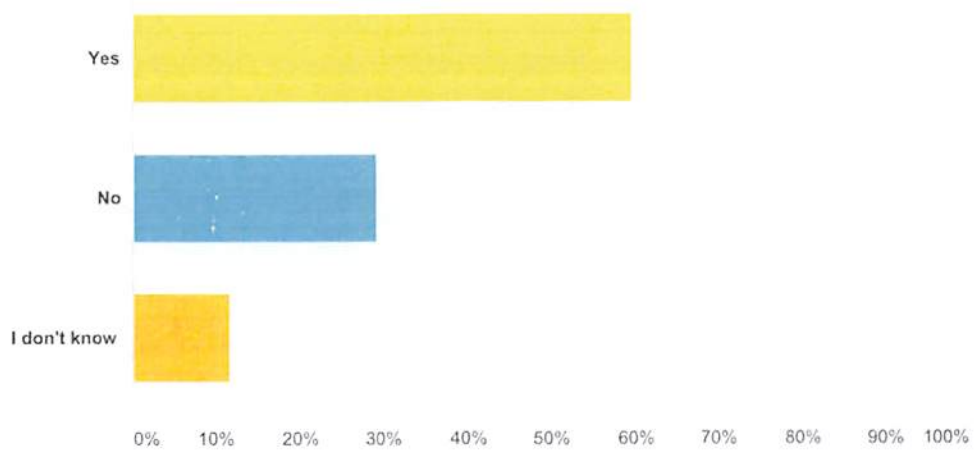
Answered: 211 Skipped: 1



Answer Choices	Responses	Count
Yes	2.84%	6
No	97.16%	205
<b>Total</b>		<b>211</b>

### Q13 Do you believe there is a deer problem in the City of Batavia that is worth doing something about?

Answered: 210 Skipped: 2



Answer Choices	Responses	
Yes	59.52%	125
No	29.05%	61
I don't know	11.43%	24
<b>Total</b>		<b>210</b>

**Q14 If you believe there is a problem, briefly describe how you would handle or manage the issue.**

Answered: 125 Skipped: 87

**#74-2017**  
**A RESOLUTION TO APPOINT MEMBERS TO**  
**VARIOUS CITY COMMITTEES/ BOARDS**

**Motion of Councilperson**

**WHEREAS**, certain vacancies exist on various City Committees/Boards; and

**NOW, THEREFORE, BE IT RESOLVED**, by the Council of the City of Batavia that the following appointments be made:

**Audit Advisory Board**

Nicholas Harris	December 31, 2020
Marc Staley	December 31, 2020
David Leone	December 31, 2020

<b>Councilmembers:</b>	
Bob Bialkowski	December 31, 2017
Eugene Jankowski	December 31, 2017

**Seconded by Councilperson**  
**and on roll call**

**#75-2017**  
**A RESOLUTION TO CLOSE OUT CAPITAL PROJECT**

**Motion of Councilperson**

**WHEREAS**, The City of Batavia should periodically close capital projects which are completed; and

**WHEREAS**, projects completed at this time that require official closing are listed as follows:

#1508 Central Pump Station – Replace CPS Control

**WHEREAS**, the City Council authorizes the City Manager to make the recommended transfers and close out the specified capital projects effective March 31, 2017.

**NOW, THEREFORE, BE IT RESOLVED**, by the Council of the City of Batavia that the capital project, Central Pump Station – Replace CPS Control, be closed effective March 31, 2017.

**Seconded by Councilperson  
and on roll call**

#76-2017

**A RESOLUTION TO AUTHORIZE BUDGET TRANSFERS AND BUDGET AMENDMENTS**

**Motion of Councilperson**

**NOW, THEREFORE, BE IT RESOLVED**, that the Council of the City of Batavia does hereby authorize the City Manager to transfer from the General Fund Self-Insurance Health Benefit reserve; to utilize contingency and to appropriate fund balance to accounts as shown below; and

**BE IT FURTHER RESOLVED**, by the City Council of the City of Batavia that the City Manager be and hereby is authorized to make the following budget amendments:

Effective March 31, 2017, amend the 2016-17 budget by increasing expenditure accounts:

001.9060.0807.0000	Medical Insurance	\$353,375.31
001.9060.0807.2108	Medical Insurance - reserve	\$132,721.88
002.9060.0807.0000	Water Fund Medical Insurance	\$ 46,274.48
003.9060.0807.0000	Wastewater Fund Medical Insurance	\$ 23,176.75
001.1325.0472.0000	Tax Foreclosure Expenses	\$ 37,405.59
001.1355.0437.0000	Assessment Professional Fees	\$ 5,750.35
001.1420.0437.0000	Legal Professional Fees	\$ 37,556.11
001.1680.0201.0000	IT Small Equipment	\$ 779.61
001.1931.0423.0000	Property Loss	\$262,770.35

by decreasing expense account:

001.1990.0500.0000	General Fund Contingency	\$ 75,741.31
002.1990.0500.0000	Water Fund Contingency	\$ 8,541.27

and increasing revenue account:

001.0001.2702.0009	Healthcare Revenue Misc	\$324,457.10
001.0001.2702.0000	Healthcare Premiums	\$ 28,918.21
001.0001.0511.2108	Appropriated reserves Health Ins.	\$132,721.88
002.0002.2702.0009	Water Fund Healthcare Revenue	\$ 37,733.21
003.0003.2702.0009	Sewer Fund Healthcare Revenue.	\$ 23,176.75
001.0001.3995.0000	Assessment Parcel Reimbursement	\$ 5,750.35
001.0001.0599.0000	Appropriating Fund Balance	\$262,770.35

**Seconded by Councilperson  
and on roll call**



**#77-2017**

**A RESOLUTION AUTHORIZING AGREEMENT WITH  
NEW YORK STATE DEPARTMENT OF TRANSPORTATION FOR  
PRELIMINARY ENGINEERING, DESIGN AND RIGHT OF WAY FOR THE  
CITY OF BATAVIA PEDESTRIAN WAY IMPROVEMENTS PROJECT**

**Motion of Councilperson**

**WHEREAS**, a project for the reconstruction of approximately 12,000 LF of sidewalk for State Street on both sides from Washington Ave to Richmond Ave, East side of State Street from Hart Street to MacArthur Drive, Washington Avenue on both sides from State Street to Bank Street, the East side of Bank Street from Washington Avenue to North Street and the West side from North Street to Denio Street, and Richmond Avenue on the South side from Ellicott Avenue to State Street, City of Batavia, Genesee County, P.I.N. 4761.00 (the "Project") is eligible for funding under Title 23 U.S. Code, as amended, that calls for the apportionment of the costs of such program to be borne at the ratio of 75% Federal funds and 25% non-Federal funds; and

**WHEREAS**, the City of Batavia desires to advance the Project by making a commitment of 100% of the non-Federal share of the costs of Preliminary Engineering, Design and Right of Way Acquisitions and Incidentals; and

**NOW THEREFORE**, the City Council, duly convened does hereby resolve that the above-referenced Project is approved; and

**BE IT FURTHER RESOLVED**, that the City Council hereby authorizes the payment in the first instance 100% of the Federal and non-Federal share of the cost of Preliminary Engineering, Design and Right of Way for the Project or portions thereof; and

**BE IT FURTHER RESOLVED**, that the sum of \$181,000 is hereby appropriated and made available to cover the cost of participation in the above phase of the Project; and

**BE IT FURTHER RESOLVED**, that in the event the full Federal and non-Federal share of the Project costs exceeds the amount appropriated above, the City Council shall convene as soon as possible to appropriate said excess amount immediately upon notification by the New York State Department of Transportation thereof; and

**BE IT FURTHER RESOLVED**, that the Council President be and is hereby authorized to execute all necessary agreements, and the Director of Public Works is authorized to execute certifications or reimbursement requests for Federal aid on behalf of the City Council with the New York State Department of Transportation in connection with the advancement or approval of the Project and providing for the administration of the Project and the municipality's first instance funding of Project costs and permanent funding of the local share of Federal aid and State aid eligible Project costs and all Project costs within appropriations therefore that are not so eligible; and

**BE IT FURTHER RESOLVED**, that a certified copy of this resolution be filed with the New York State Commissioner of Transportation by attaching it to any necessary Agreement in connection with the Project; and

**BE IT FURTHER RESOLVED**, that this resolution shall take effect immediately.

**Seconded by Councilperson  
and on roll call**

**#78-2017**  
**A RESOLUTION TO SUBMIT A COMMUNITY DEVELOPMENT BLOCK GRANT  
PUBLIC INFRASTRUCTURE APPLICATION**

**Motion by Councilperson**

**WHEREAS**, the City of Batavia would like to submit an application for infrastructure improvements on Brooklyn Avenue that would benefit low to moderate income households; and

**WHEREAS**, the New York State Community Development Block Grant (CDBG) program provides funding for infrastructure improvements.

**NOW THEREFORE, BE IT RESOLVED**, that the City Manager of the City of Batavia, New York, is hereby authorized as the official representative of the City of Batavia to execute and submit a Community Development Block Grant application to the administrative agency for the Fiscal Year 2017 program, all understandings and assurances contained therein, and is hereby directed and authorized to act in connection with the submission of the application and to provide such additional information as may be required.

**Seconded by Councilperson**

**And on roll call**